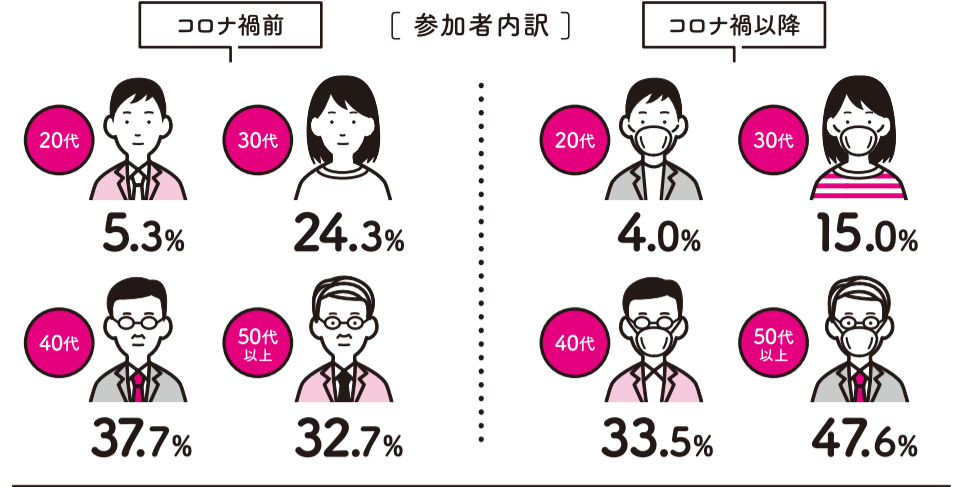


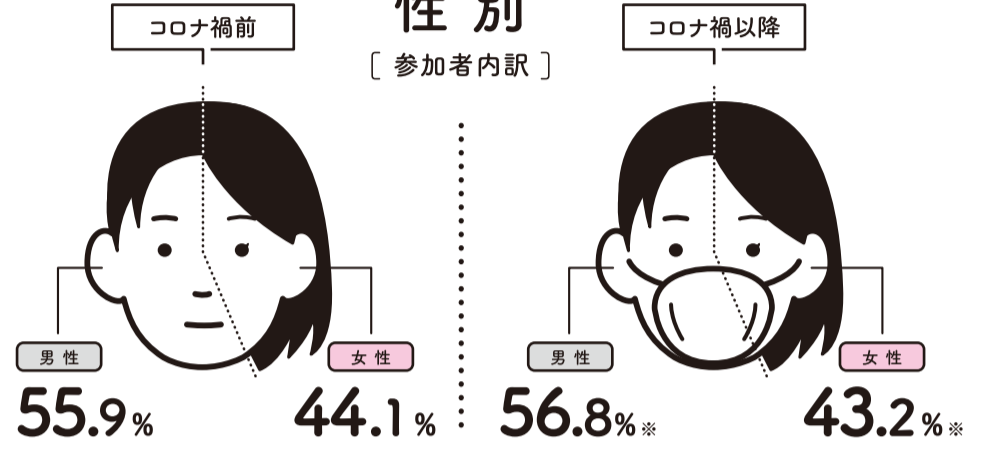
研修カテゴリ



年代



性別



— どんなことをしているの？ その反響は？ —

北大高等教育研修センターがわかる

10のデータ

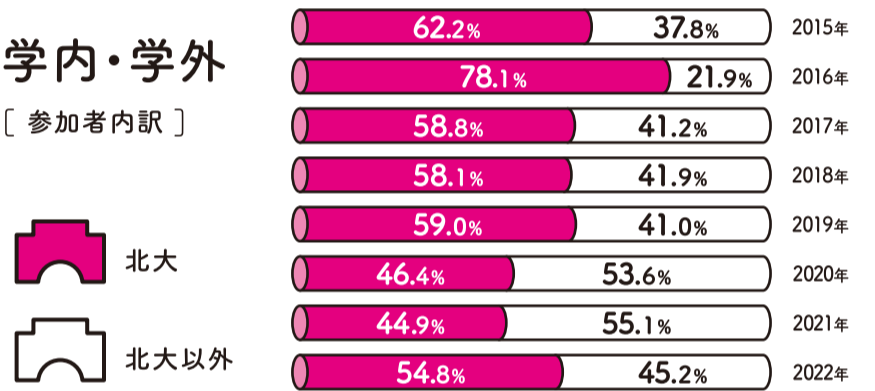
TEN FACTS ABOUT CENTER FOR TEACHING AND LEARNING

北海道大学高等教育研修センターFD部門が実施している、各種研修データをまとめました。今回は「コロナ禍前」「コロナ禍以降」でデータを比較する視点で構成しています。今後も、授業運営や大学運営を支える教職員の皆さんに必要な学びの場を提供いたしますので、お気軽にご参加ください。

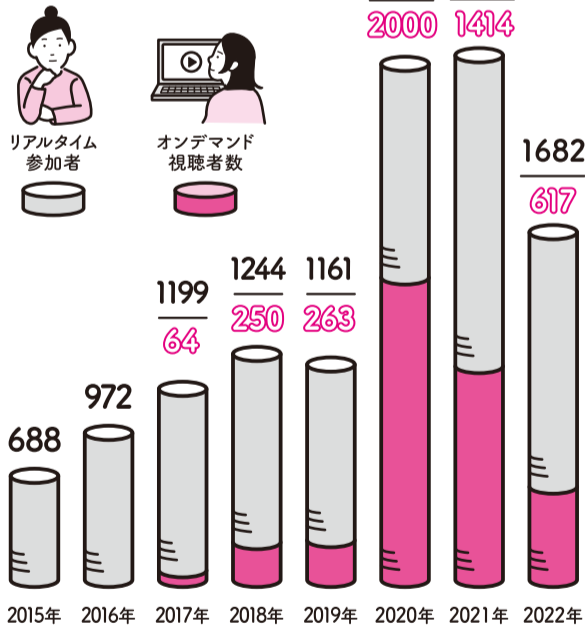
コロナ禍前 2015~2019年度 コロナ禍以降 2020~2022年度

学内・学外

[参加者内訳]

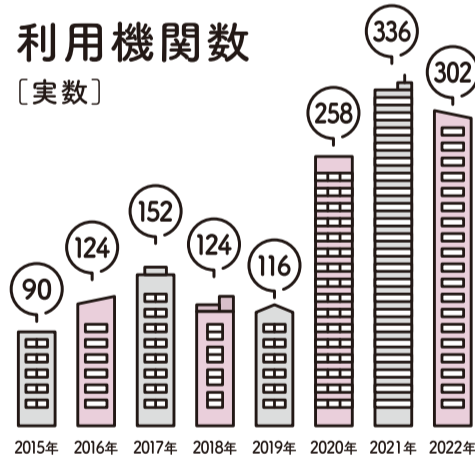


参加者数

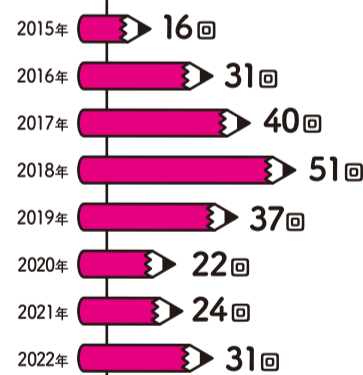


利用機関数

[実数]

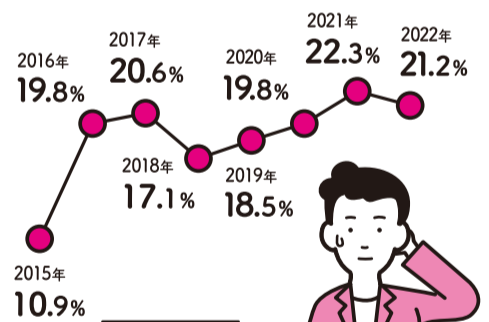


研修の回数



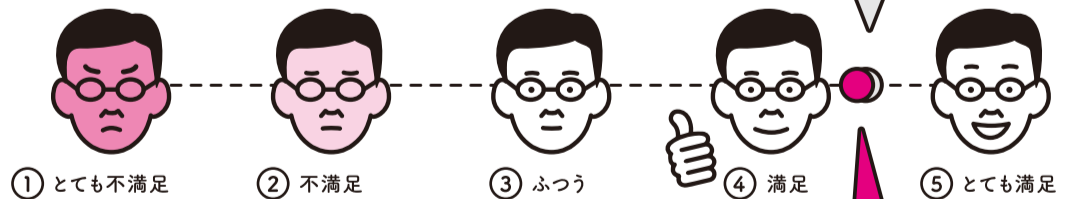
キャンセル率

[参加登録者に占める不参加者の割合]



参加者の満足度

[平均]

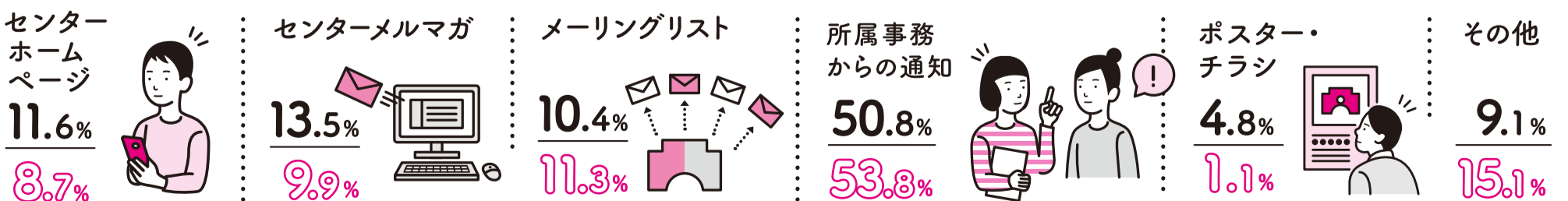


通算 **4.33**

コロナ禍以降

研修を知ったきっかけ

● コロナ禍前 ○ コロナ禍以降



お問い合わせ

北海道大学 大学院教育推進機構
高等教育研修センター

CENTER FOR TEACHING AND LEARNING, HOKKAIDO UNIVERSITY

〒060-0817 札幌市北区北17条西8丁目 情報教育館3F

URL <https://ctl.high.hokudai.ac.jp>

E-mail ctlhokudai@high.hokudai.ac.jp

参加者属性や満足度などはアンケート結果をもとに、参加者数は実際の参加人数をもとに作成しています。
[2015年4月~2023年3月末時点]

Program Categories

Course Design

Learn how to plan and evaluate the course.



Teaching Skills

Learn how to make better classes.



Trends in HE

Gain knowledge about the latest trends in HE.



Student Support

Learn methods to support students in their academic and mental well-being.




Management

Learn how to manage and operate in classes and laboratories at universities.

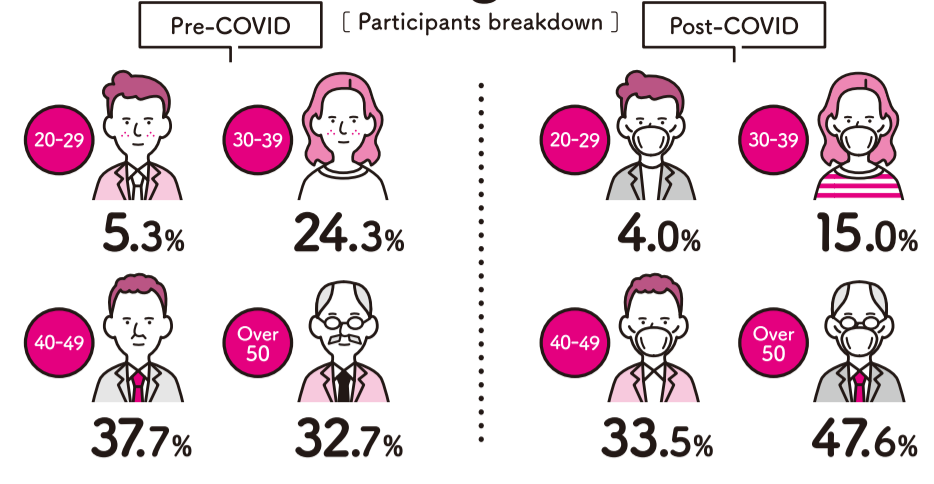


Communication

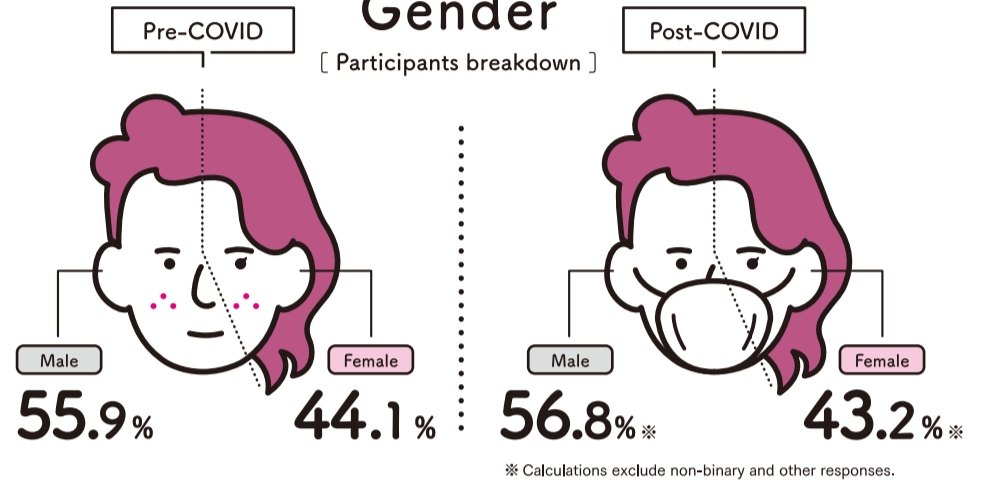
Improve the way you communicate to build smooth relationships.



Age



Gender



* Calculations exclude non-binary and other responses.

What we are doing?
What is the response?



TEN-FACTS

ABOUT CENTER FOR TEACHING AND LEARNING (CTL)

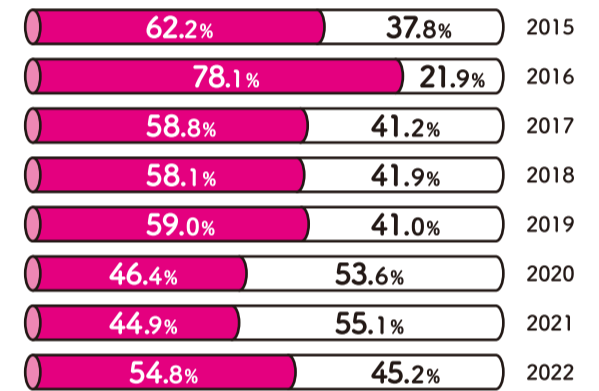
We have gathered data on various events organized by the Faculty Development (FD) division of Hokkaido University's Center for Teaching and Learning. This report presents a comparative data analysis between the "pre-COVID" and "post-COVID" eras. We will continue to provide learning opportunities for faculty members engaged in teaching and university operations. Please feel free to participate.

Pre-COVID 2015-2019 FY

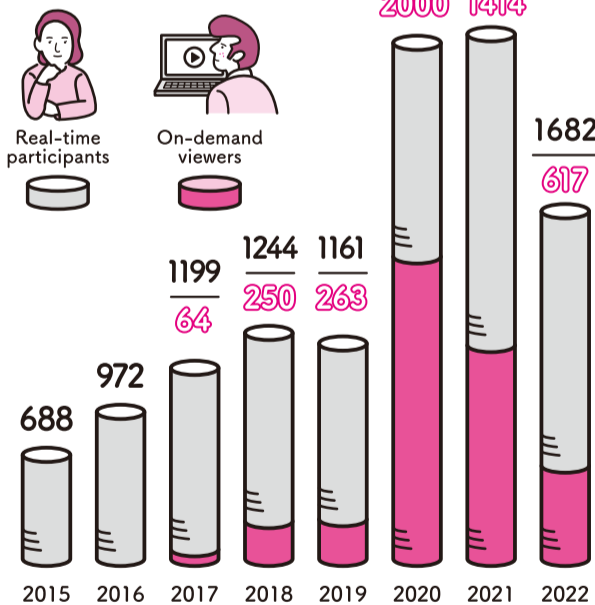
Post-COVID 2020-2022 FY

On / Off Campus

[Participants breakdown]

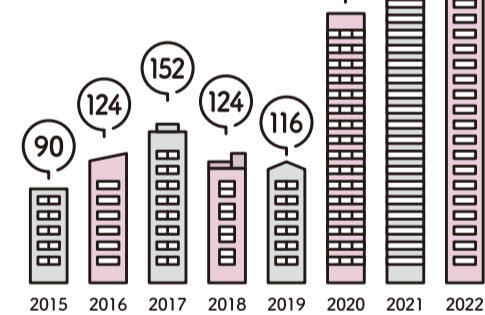


Number of Participants

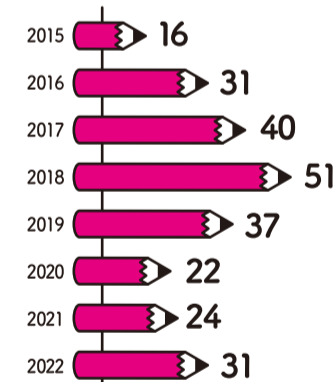


Number of Institutions using our services

[Actual]

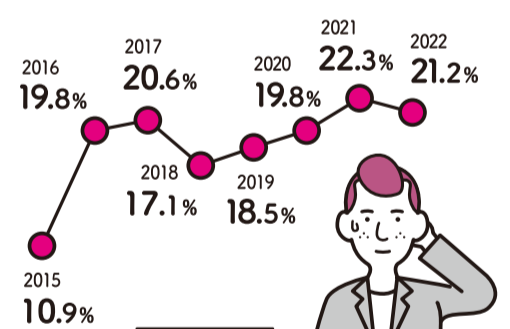


Number of Events

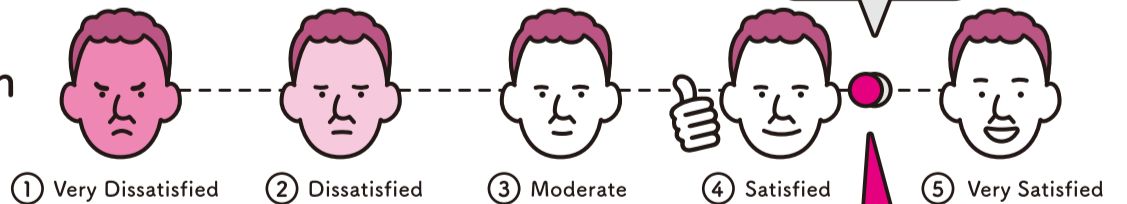


Cancellation Rate

[Non-participation rate among registered participants.]



Satisfaction [Average]



Pre-COVID Total 4.35

Post-COVID Total 4.33

How did participants know about our events?

● Pre-COVID ○ Post-COVID

CTL Website

11.6%
8.7%



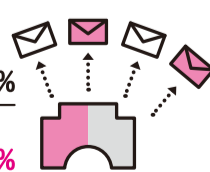
CTL Newsletter

13.5%
9.9%




Mailing List

10.4%
11.3%



Notice from the office

50.8%
53.8%



Poster

4.8%
1.1%



Others

9.1%
15.1%

CONTACT

CENTER FOR TEACHING AND LEARNING
HOKKAI DO UNIVERSITY
Kita17, Nishi8, Kita-Ku, Sapporo, 060-0817 Japan

URL

<https://ctl.high.hokudai.ac.jp>

E-mail

ctlhokudai@high.hokudai.ac.jp

Participant attributes and satisfaction levels are determined through the questionnaire, while the participant count is based on the actual number. [April, 2015 - March, 2023]